


MT615X

X86 CPU Core touch panel computer with 15.0" XGA TFT display



Introduction

The MT615X is a miniature and compact platform that has excellent system performance and function. The x86 CPU Core provides maximum compatibility with the vast amount of Internet content available while the intelligent integration of several other functions, including graphics, makes the AMD Geode™ LX processor a true system level multimedia solution.

Specifications

- **Construction:** plastic molding housing
- **Display:** 15" XGA Color TFT LCD
- **CPU and core logic:** AMD Geode™ LX800/500MHz core processor
- **System BIOS:** award PnP BIOS
- **DRAM:** 256MB on board DDR-400MHz SDRAM
- **Storage:** 44-pin IDE interface
- **I/O:** 3 serial ports:
 - Com1: RS-232/RS-485 2w/4w,
 - Com2: RS-232,
 - Com3: RS-232/RS-485 2w
 - 1 Ethernet port (10/100Base-T)
 - 3 USB 2.0 full-speed host (12Mbps)
 - 1 Mini USB full-speed (12Mbps)
- **Sound output:** AC'97 Stereo codec
- **RTC:** Built-in
- **Power input:** 24 V_{DC}, 1A maximum
- **Dimension (W x H x D):** 366 x 293 x 55mm
- **Weight:** about 2.9kg

Features

- 15.0" XGA TFT LCD
- AMD Geode™ LX800/500MHz core processor speed
- Fan-less cooling system
- 128MB Disk on module and Windows CE OS inside
- NEMA4/IP65 compliant front panel
- On-Board 256MB DDR-400MHz SDRAM
- 44-pin IDE Interface
- High performance 2D accelerator graphic controller, support 8~64MB shared display memory
- D-sub VGA out

LCD Display

| Display type | TFT color LCD |
|--------------------------------|-----------------------|
| Display size (diagonal) | 15.0" |
| Max colors | 262,144 |
| Resolution | 1024 x 768 |
| Pixel pitch (HxV, mm) | 0.297 x 0.297 |
| Viewing angle (°) | 65/60/70/70 (T/B/R/L) |
| Luminance (cd/m ²) | 350 |
| Backlight | 2 x CCFLs |
| Contrast Ratio | 700:1 |

Touchscreen

- **Type:** 4-wire, analog resistive
- **Resolution:** continuous
- **Light transmission:** above 80%
- **Life:** 1 million activation minimum

Environmental Specifications

- **Operating temperature:** 0° ~ 45°C (32° ~ 113°F)
- **Relative humidity:** 10% ~ 90% @ 40°C, non-condensing
- **Shock (operation):** 10 to 25Hz(X,Y,Z direction 2G 30minutes)
- **EMI:** Complies with FCC Class A
- **CE :** Complies with EN50081-2 and EN50082-2 standards
- **Front panel meets NEMA4 / IP65**

Ordering Information

□ MT615X:

15.0" TFT LCD display touch panel computer with AMD Geode™ LX800/500MHz core processor.

□ XPE-1G XPE license + 1G DOM

1GB Disk On Module and Windows Embedded XP OS inside.

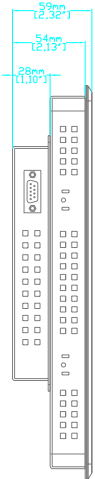
□ CE-256M CE license + 256M DOM

256MB Disk On Module and Windows CE 5.0 OS inside.


Dimensions of MT-615




Top View



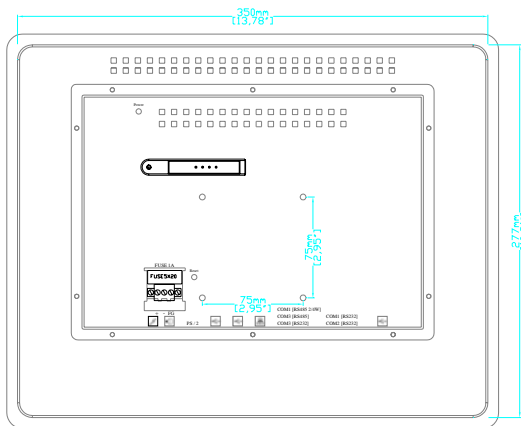
Side View



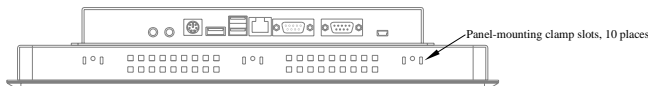
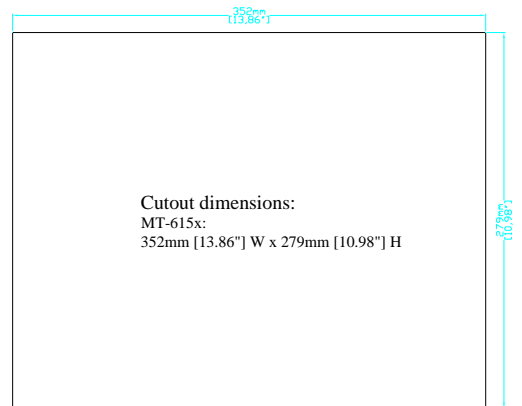
Front View



Side View



Rear View



Bottom View

- | | | | |
|---|--------------------------|---|------------------------------------|
| A | IDE interface (DOM slot) | H | Reset button |
| B | Fuse | I | USB Host port x 3 |
| C | Power connector | J | Ethernet port 10/100 Base-T |
| D | VESA 75mm screw holes | K | Com1 RS485, Com3 RS485, Com3 RS232 |
| E | Mic In | L | Com1 RS232, Com2 RS232 |
| F | Line Out | M | Mini USB port x 1 |
| G | PS/2 port connector | N | D-sub VGA out |